

0.44mm Even Bezel Video Wall | 55SVM5F-H

0.44mm Even Bezel Video Wall with Clear & Flawless Vision

The 0.44 mm Even Bezel Video Wall offers seamless view throughout the assembled large screen. Also, it offers clear and vivid picture under any bright circumstances by its non-glare screen.



Seamless Viewing Experience



Smart Calibration



Clear View with Non-glare Panel



webOS Smart Signage Platform



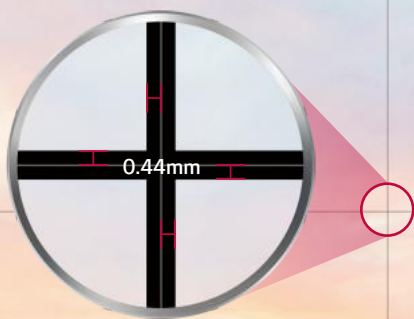


*All images are for illustrative purposes only.

SEAMLESS VIEWING EXPERIENCE

Groundbreaking 0.44mm Even Bezel

The unprecedented razor-thin bezel – 0.44mm EVEN BEZEL and 0.88mm BEZEL TO BEZEL – which has been verified by Nemko*, makes content look more actual by depicting a subject without any distortions. Seamlessly assembled on a large video wall screen, the 55SVM5F-H will provide an even more immersive experience for viewers.











* The 0.44mm even panel bezel and 0.88mm BtB size (borderless type, no metal bezel) have been verified by Nemko, a global institution that tests and certifies electrical equipment.

Smart Calibration


Smart Calibration is a solution that enables error-free calibration by dramatically reducing time and costs compared to existing sensor calibration methods. It analyzes not only the color property differences of each individual display but also those of the connected displays, without the need for any additional manual color adjustments. Because it can be done in a matter of minutes with just the click of a remote control, this process is so simple. In addition, calibration can be set to automatically occur at regular intervals and brightness can be adjusted based on the surrounding environment, always delivering you the optimum image quality.

The image is a side-by-side comparison of two calibration methods for a video wall. The left side, titled 'Sensor Calibration', shows a man in a plaid shirt holding a laptop while another man in a red plaid shirt stands on a ladder adjusting a camera pointed at the video wall. The right side, titled 'LG Smart Calibration', shows a hand holding a remote control pointing at the same video wall. The video wall displays a snowy mountain landscape. The background is split: light grey on the left and dark grey on the right.

| Sensor Calibration | LG Smart Calibration |
|---|--|
|  Time Consuming |  Time Saving |
|  Specialists Needed |  No Need for Specialists |
|  Cost Generation |  No Costs |
|  Incomplete Calibration |  Complete Calibration |

Clear View with Non-glare Panel

Viewers can be annoyed by unnecessary light reflection when watching a screen under bright conditions. The 55SVM5F-H series has resolved such inconveniences by increasing the level of haze to 28%, which enhanced visibility and text readability.



Uniform Color Expression

Poor uniformity around bezel boundaries can produce a dark appearance to corners, which doesn't look good on a large screen. However, the 55SVM5F-H has enhanced uniformity, including the four corners of the display, to deliver vivid and consistent color throughout the screen.



* Uniformity among 13 points of the screen. Results based on in-house testing. Actual test results may differ depending on environment and measuring equipment.

Higher Viewing Angle

Large screens are usually positioned higher than human-eye level, making uniform picture quality essential for video walls. The viewing angle of the 55SVM5F-H is superior to that of conventional video walls, allowing it to display vivid colors with no distortion – even in areas that are not suitable for large screens.



Low Viewing Angle
(Conventional)

50°* High Viewing Angle
(LG 55SVM5F-H)

* Results based on in-house testing. Actual test results may differ depending on environment and measuring equipment.

Image Gap Reduction

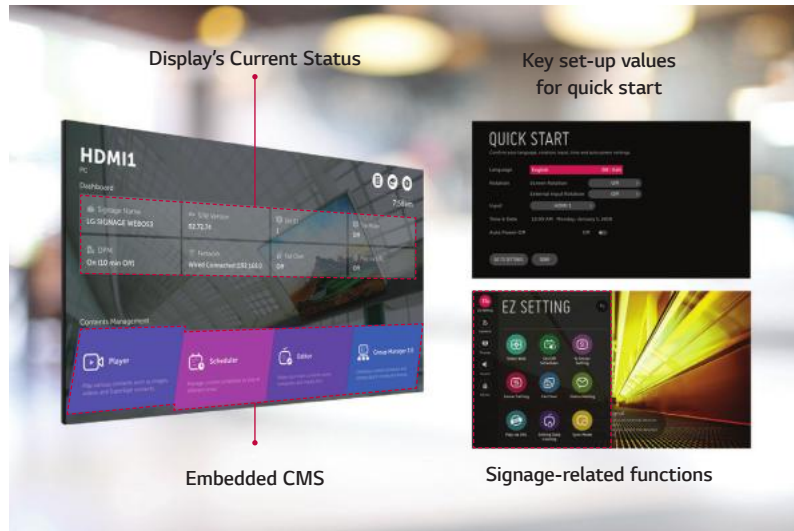
The 55SVM5F-H includes an image improvement algorithm that can reduce image gaps among tiled displays when playing videos. Objects located on the bezel boundaries are adjusted for a seamless viewing experience.



* The "Conventional" refers to displays which do not include an image improvement algorithm.

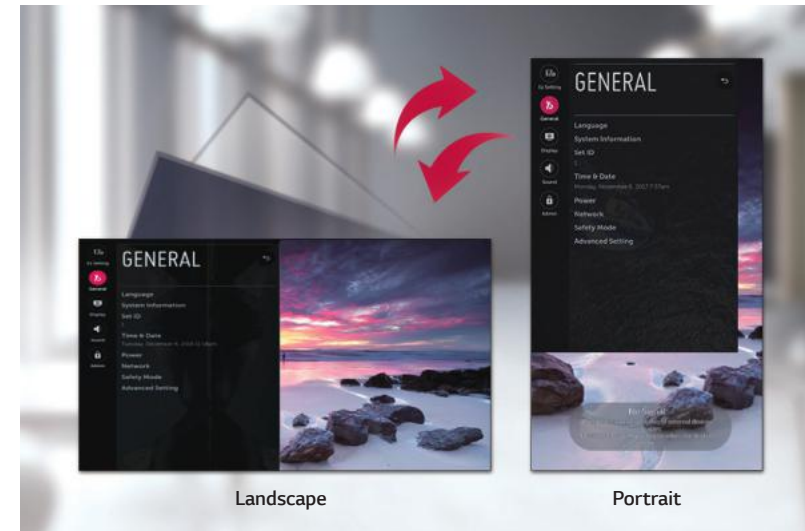
Intuitive Menu Structure

The menu structure has been optimized for commercial use. It simplifies accessibility and groups similar functions together, adopting a more intuitive GUI for ease of use. With this way users can avoid trial-and-error when exploring desired functions and managing displays.



Dedicated GUI for Portrait Orientation

The conventional GUI(Graphic User Interface) was designed based on landscape-oriented consumer TV usage, so OSD(On Screen Display) wasn't well-suited for screens in portrait mode. The OSD of the 55SVM5F-H, however, consists of a long range menu with bigger font sizes of 9:1 6 ratio, creating a comfortable and efficient business environment.



Real-Time Care Service

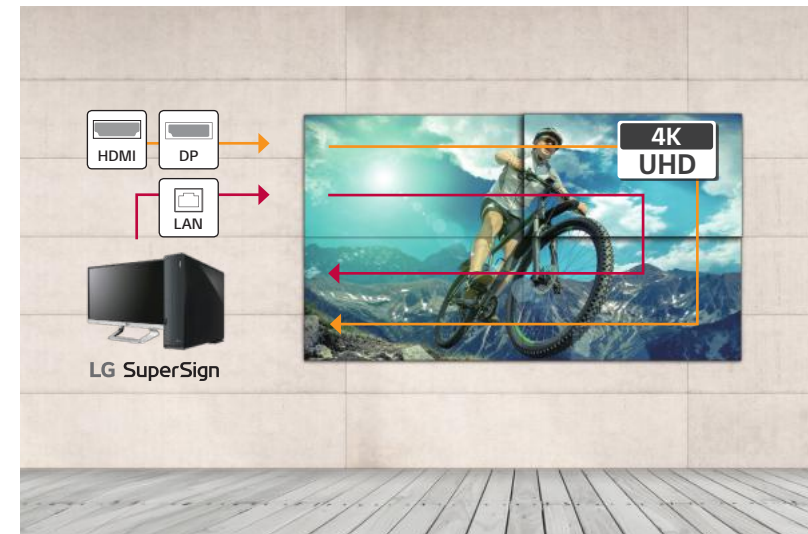
Easier and faster maintenance are available with our optional cloud service solution Signage365Care*. It remotely manages status of displays in client workplaces for fault diagnosis and remote-control services, ensuring the stable operation of a client’s business.



* The availability of "Signage365Care" service can differ by region, so please contact the LG Sales representative in your region for further details.

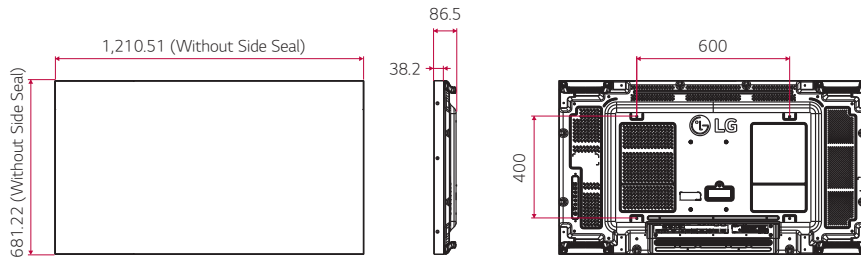
Daisy Chain Capability

A LAN daisy chain allows you to control and monitor video walls and even update their firmwares at once. Also, through UHD daisy chain using HDMI and DisplayPort, you can easily set up a UHD video wall without the need of DisplayPort MST or Matrox graphics card.



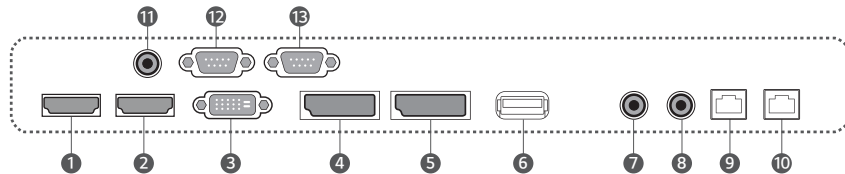
DIMENSION (unit: mm)

55"



CONNECTIVITY

55"



- | | | |
|-------------|--------------|--------------|
| ① HDMI IN 1 | ⑥ USB 2.0 IN | ⑪ IR IN |
| ② HDMI IN 2 | ⑦ AUDIO IN | ⑫ RS232C IN |
| ③ DVI-D IN | ⑧ AUDIO OUT | ⑬ RS232C OUT |
| ④ DP IN | ⑨ LAN IN | |
| ⑤ DP OUT | ⑩ LAN OUT | |



* Dimensions & Jack Panels (Read/Side) may differ from the above image, so please contact LG sales team to verify before ordering.

SPECIFICATION

55SVM5F-H

| | | |
|----------------------------|--|--|
| Panel | Screen Size | 55" |
| | Panel Technology | IPS |
| | Aspect Ratio | 16:9 |
| | Native Resolution | 1,920 x 1,080 (FHD) |
| | Brightness (Typ.) | 500 cd/m ² |
| | Contrast Ratio | 1,100:1 |
| | Dynamic CR ¹⁾ | 500,000:1 |
| | Viewing Angle (H x V) | 178 X 178 |
| | Color Depth | 1.07 Billion (10 bit) |
| | Response Time | 8 ms (G to G) |
| | Surface Treatment | Haze 28% |
| | Life Time (Typ.) | 60,000 Hrs |
| | Operation Hours | 24 Hrs |
| Orientation | Portrait & Landscape | |
| Connectivity | Input | HDMI (2), DP, DVI-D, Audio, USB 2.0 |
| | Output | DP, Audio |
| | External Control | RS232C In/Out, RJ45 (LAN) In/Out, IR In |
| Mechanical Specification | Bezel Color | Black |
| | Bezel Width | 0.44 mm (Even) |
| | Monitor Dimension (W x H x D) | 1,210.51 x 681.22 x 86.5 mm |
| | Weight (Head) | 1.68 kg |
| | Carton Dimensions (W x H x D) | 1,353 x 855 x 2.63 mm |
| | Packed Weight | 23.6 kg |
| | Handle | Yes |
| | VESA™ Standard Mount Interface | 600 x 400 mm |
| Key Feature | Internal Memory 8GB (System 4GB, Available 4GB), Temperature Sensor, BLU Sensor (for Smart Calibration), Tile Mode (Up to 15x15), UHD Daisy Chain (Up to 10x10), Natural Mode @Tile Mode, Smart Calibration, Power on Status, DPM Wake Up, Smart Energy Saving, File Play with USB, USB Cloning, Contents Scheduling (USB, Internal Memory), Calibration Mode, PM Mode, HDMI-CEC ²⁾ , Wake on LAN, Content Rotation, OSD Portrait Mode, SetID Setup (Manual, Auto), Failover, No Signal Image (Up to 5MB), Embedded Template, OPS Power Control, Scan Inversion (with Pivot Mode) | |
| Environmental Conditions | Operation Temperature | 0°C to 40°C |
| | Operation Humidity | 10% to 80% |
| Power | Power Supply | 100-240V~, 50/60Hz |
| | Power Type | Built-In Power |
| | Power Consumption | Typ. / Max. 200W / 250W Smart Energy Saving 105W |
| Certification | Safety | IEC 60950-1 / EN 60950-1 / UL 60950-1 |
| | EMC | FCC Class "A" / CE / KC |
| | ErP / Energy Star | Yes (EU Only) / Yes (Energy Star 8.0) |
| Media player Compatibility | OPS Type Compatible | Yes (Piggyback) |
| | External Media Player Attachable | Yes (MP500 / MP700) |
| Software Compatibility | Content Management Software | SuperSign CMS |
| | Control and Monitoring Software | SuperSign Control / Control+ |
| | Signage365Care | Yes |
| Accessories | Basic | Remote Controller, Power Cord, RS232C Cable, LAN Cable, DP Cable, IR Receiver, Guide Bracket, Screws, Manual |
| | Optional | Wall Mount (Landscape : WM-L640V, Portrait : WM-P640V), OPS Kit (KT-OPSF) |

¹⁾The luminosity ratio of Full Black/Full White color on video input condition.

²⁾ Availability may differ by equipment.

* Specifications are subject to change without notice, so please contact LG sales team to verify before ordering.



- www.lg.com/b2b
- www.youtube.com/c/LGCommercialDisplay
- www.facebook.com/LGInformationDisplay
- www.linkedin.com/company/lginformationdisplay

LG may make changes to specifications and product descriptions without notice.
Copyright © 2019 LG Electronics Inc. All rights reserved. "LG Life's Good" is a registered trademark of LG Corp.
The names of products and brands mentioned here may be the trademarks of their respective owners.

