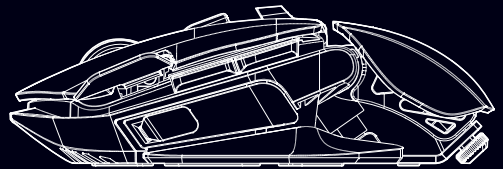




DUALBLADER

{EVOLUTIONARY DYNASTRUT DESIGN}

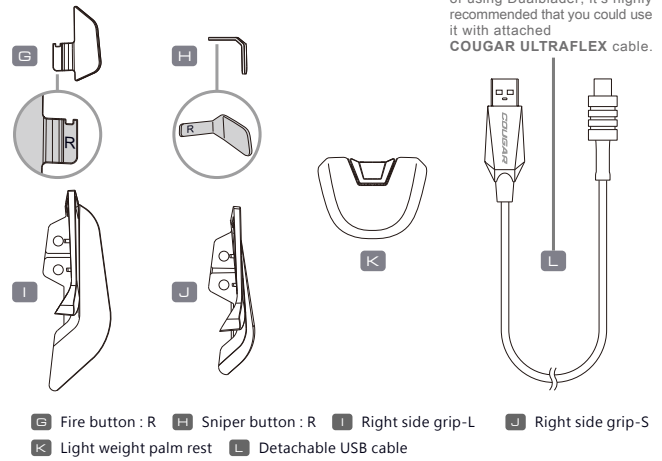
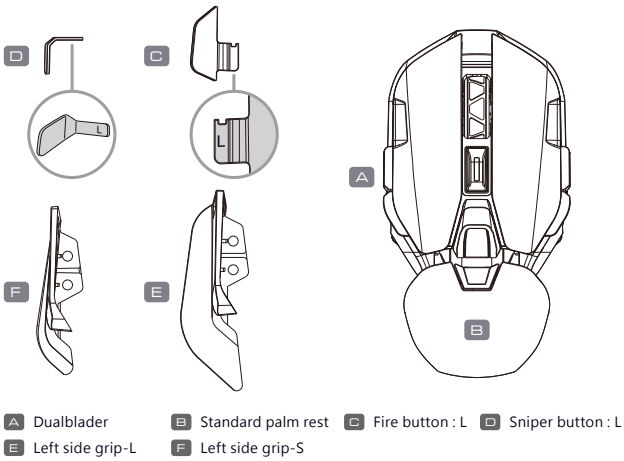
DUALBLADER features a fully customizable ergonomic and adjustable arched palm rest with the evolutionary DYNASTRUT design, providing height adjustment and two deployment settings (claw / palm grip). DUALBLADER optimizes comfort to make the perfect fit for hand length, shape and grip style by equipping four interchangeable side grips to enhance your playing style.



1

2

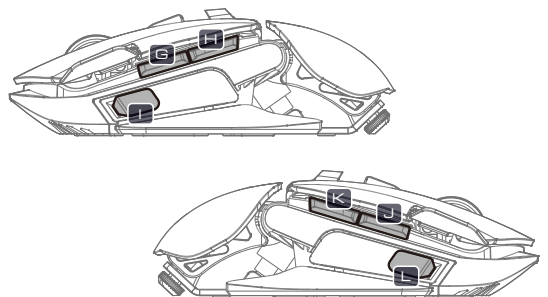
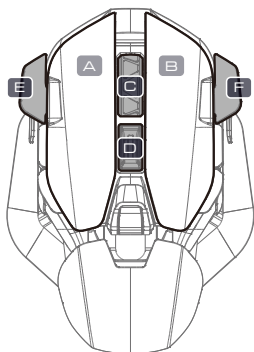
PRODUCT PARTS AND PACKAGE CONTENTS



3

4

DEFAULT BUTTON ASSIGNMENT



5

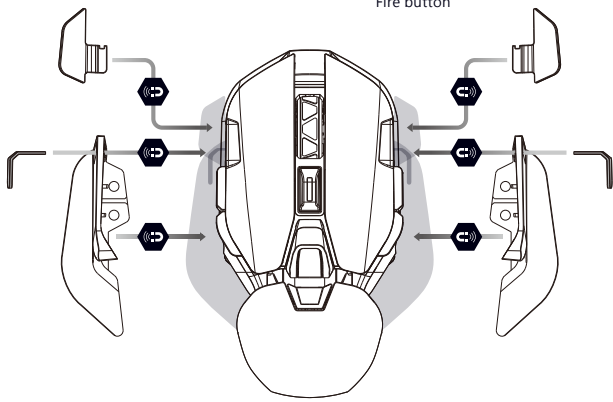
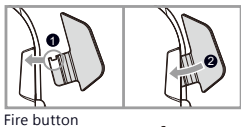
6

Note: The fire button and the sniper button are disabled by default. To use them, please assign a function to them through COUGAR UIX™ System.

Note: The fire button and the sniper button are disabled by default. To use them, please assign a function to them through COUGAR UIX™ System.

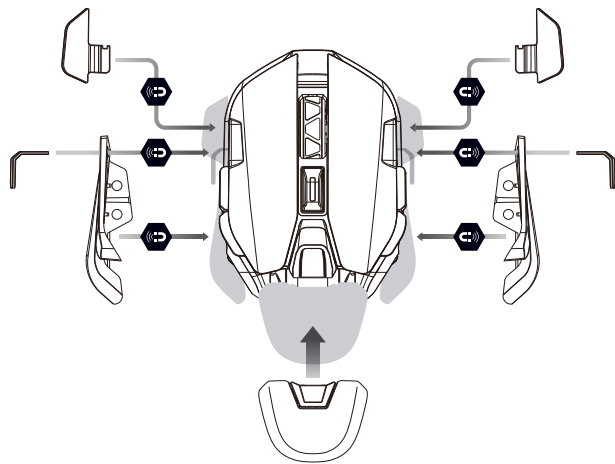
MAGNETIC DESIGN

STANDARD MODE



7

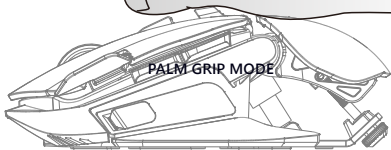
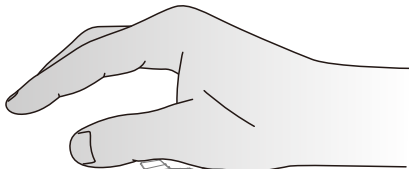
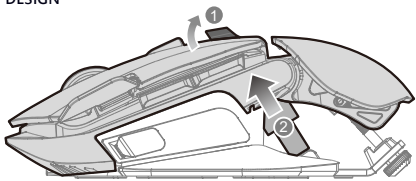
LIGHT WEIGHT MODE



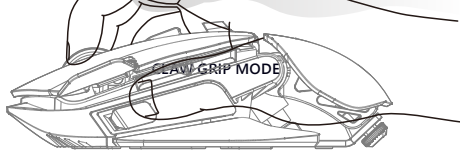
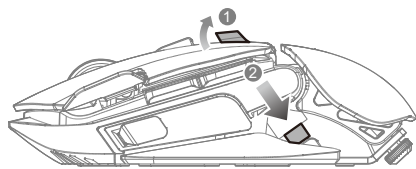
8

FEATURES

DYNASTRUT DESIGN



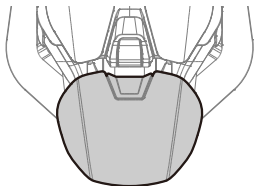
9



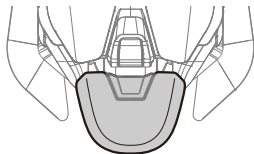
10

HOW TO SWITCH AND ADJUST THE PALM REST

DUALBLADER's unique design allows you to adjust not only the palm rest's height but also its positioning (forward/backward) without using any tool.



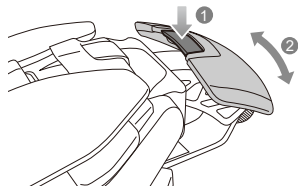
STANDARD MODE



LIGHT WEIGHT MODE

To adjust the palm rest's position, gently hold down the clip and then slide the palm rest backward or forward until you reach the desired position.

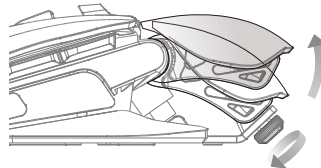
To switch to the second palm rest, slide the palm rest backward until it gets off the structure and gently push the palm rest you want to use forward until it becomes mounted on the structure.



11

PALM REST HEIGHT ADJUSTMENT

To support your palm better, the arched frame can be raised by rotating the knob.

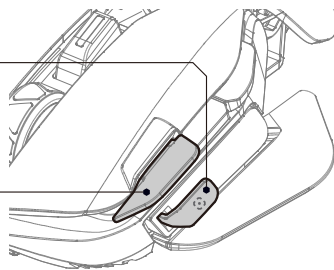


SNIPER BUTTON

This button design created especially for the low-DPI sniper mode.

FIRE BUTTON

Designed to allow easy access to additional functions, this button is ideal for quickly accessing secondary weapons or skills.



12

UIX™

Set the functionality of all the keys, store macros and create your own backlight effects, all with a very convenient and intuitive interface. The DUALBLADER's internal memory will then allow you to bring up to three full configuration profiles anywhere you go.

13

14

FEATURES

ENGLISH

- Fully customizable ambidextrous ergonomics
- PWM3389 16000dpi optical sensor
- 12 fully programmable buttons • 2000Hz polling rate
- 60 million clicks mechanical mouse switches
- RGB lighting with 16.8 million customizable color options
- COUGAR UIX system software
- 1.8m COUGAR ULTRAFLEX cable with detachable USB plug

DEUTSCH

- Vollständig anpassbare beidhändige Ergonomie
- Modernster optischer sensor von mit echten 16.000 DPI PWM3389
- 12 unabhängige programmierbare Hyperresponse-Tasten • 2000 Hz polling
- Von mit einer Lebensdauer von bis zu 60 Millionen Klicks
- Beleuchtung mit 16,8 Millionen anpassbaren Farboptionen
- COUGAR UIX-Systemsoftware
- 1,8 m COUGAR ULTRAFLEX-Kabel

ESPAÑOL

- Ergonomía ambidiestra totalmente personalizable
- PWM3389 Sensor óptico de 16000 ppp
- 12 botones totalmente programables • Tasa de sondeo 2000HZ
- 60 millones de clics interruptores mecánicos del mouse
- Iluminación RGB con 16,8 millones de opciones de color personalizables
- COUGAR Software del sistema UIX
- Cable COUGAR ULTRAFLEX de 1,8 m con conector USB desmontable

PORTUGUÊS

- Ergonomia ambidestro totalmente personalizável
- PWM3389 16000dpi sensor óptico
- 12 botões totalmente programáveis • Taxa de votação 2000HZ
- 60 milhões de cliques de interruptores mecânicos de mouse
- Iluminação RGB com 16,8 milhões de opções de cores personalizáveis
- Software de sistema UIX
- Cabo ULTRAFLEX de 1,8 m com plugue USB destacável

РУССКИЙ

- Эргономичная форма с функцией настройки
- PWM3389 оптический датчик 16000 DPI
- 12 программируемых кнопок • Частота опроса 2000 Гц
- Механические переключатели на 60 миллионов кликов
- RGB подсветка, 16,8 миллионов программируемых цветов
- Программное обеспечение UIX
- Кабель ULTRAFLEX 1.8 м со съёмным USB-разъёмом

FRANÇAIS

- Ergonomie ambidextre entièrement personnalisable
- Capteur optique avancé avec un véritable 16 000 DPI PWM3389
- Douze boutons Hyperresponse indépendamment programmables
- Fonction polling 2000 Hz
- Boutons avec une durée de vie allant jusqu'à 60 millions de clics
- Avec 16,8 millions de couleurs personnalisables
- COUGAR Logiciel système UIX
- 1,8 m Câble COUGAR ULTRAFLEX

15

16

ITALIANO

- Ergonomia ambidestra completamente personalizzabile
- Sensore ottico avanzato con 16.000 DPI reali
- Dodici pulsanti Hyperresponse programmabili in modo indipendente • Polling 2000 Hz
- Con ciclo di vita fino a 70 milioni di clic
- Con 16,8 milioni di opzioni colore personalizzabili
- COUGAR Software di sistema UIX
- 1,8 m Cavo COUGAR ULTRAFLEX

POLISH

- W pełni konfigurowalna oburęczna ergonomia
- Czujnik optyczny PWM3389 16000dpi
- 12 w pełni programowalnych przycisków • Wskaźnik częstotliwości 2000 Hz
- 60 milionów kliknięć
- Oświetlenie RGB z 16,8 milionami konfigurowalnych opcji kolorów
- COUGAR Oprogramowanie systemowe UIX
- Kabel COUGAR ULTRAFLEX o długości 1,8 m z odłączaną wtyczką USB

HUNGARIAN

- Teljesen testreszabható ambidextrous ergonomia
- PWM3389 16000dpi optikai érzékelő
- 12 teljesen programozható gomb • 2000 HZ szavazási arány
- 60 millió kattintással mechanikus egérkapcsolók
- RGB világítás 16,8 millió testreszabható színválasztékkal
- COUGAR UIX rendszer szoftver
- 1,8 m COUGAR ULTRAFLEX kábel leválasztható USB csatlakozóval

日本語

- 両利き対応の人間工学に基づいたデザイン
- 16,000 DPI PWM3389の光学センサーを採用しています
- 12個のプログラム可能なボタン • 2,000 Hzのポーリングレート
- 6千万回のクリックに耐えるスイッチを採用しています • 1680万色LEDバックライト
- COUGAR UIXソフトウェア対応
- 1.8mの取り外し可能なCOUGAR ULTRAFLEX USBケーブル

한국어

- 충분히 사용자 정의가 가능한 양손잡이용 인체공학적 설계
- PWM3389 16000dpi 옵티컬 센서 • 프로그래밍이 가능한 12개의 버튼
- 2000Hz 폴링레이트 • 6천만 번의 클릭이 가능한 기계식 마우스 스위치
- 1,680만 개의 사용자 정의 색상 옵션을 갖춘 RGB 조명 • UIX 시스템 소프트웨어
- 분리 가능한 USB플러그가 있는 1.8m COUGAR ULTRAFLEX 케이블

中文

- 双手皆适用的全模組化人体工学 • 采用16000DPI PWM3389光学感应器
- 12个可编程操作按键 • 2000Hz更新率 • 6千万次机械点击寿命
- 1680万种RGB灯光组合 • 支援COUGAR UIX软件
- 1.8米COUGAR ULTRAFLEX可插拔USB线

БЪЛГАРИЯ

- Подробни инструкции за употреба изгледете от: <https://cougargaming.com/bg>

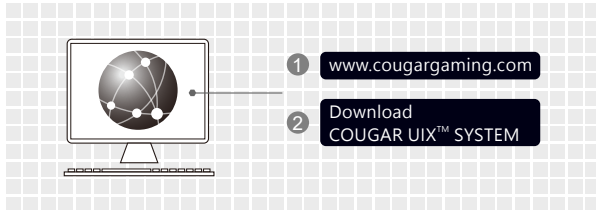


България QR код

17

18

DOWNLOAD



ENGLISH

1. Go to the COUGAR official website. (<http://www.cougargaming.com>)
2. Download the COUGAR UIX™ SYSTEM_DUALBLADER installer from the DUALBLADER download page.

DEUTSCH

1. Gehe zur offiziellen COUGAR Homepage. (<http://www.cougargaming.com>)
2. Download COUGAR UIX™ SYSTEM_DUALBLADER installer von der DUALBLADER download seite.

РУССКИЙ

1. Перейдите на веб-сайт COUGAR. (<http://www.cougargaming.com>)
2. Загрузите программу установки драйвера COUGAR UIX™ SYSTEM_DUALBLADER со страницы загрузок для DUALBLADER.

ESPAÑOL

1. Vaya a la web oficial de COUGAR. (<http://www.cougargaming.com>)
2. Descargue el instalador de COUGAR UIX™ SYSTEM_DUALBLADER de la página de descarga DUALBLADER.

PORTUGUÊS

1. Visite o website oficial da COUGAR. (<http://www.cougargaming.com>)
2. Transfira o programa de instalação COUGAR UIX™ SYSTEM_DUALBLADER a partir da página de transferência DUALBLADER.

ITALIANO

1. Connettere la presa USB al PC
2. Scarica e installa i driver da <http://cougargaming.com/downloads/>
3. Il vostro device è pronto per essere utilizzato.

日本語

1. COUGAR 公式サイトに移動します。 (<http://www.cougargaming.com>)
2. COUGAR_DUALBLADER ダウンロードページから COUGAR UIX™ SYSTEM_DUALBLADERのインストーラーをダウンロードします。

한국어

1. COUGAR 공식 웹사이트 (<http://www.cougargaming.com>) 로 이동합니다.
2. DUALBLADER 다운로드 페이지에서 COUGAR UIX™ SYSTEM_DUALBLADER 설치 프로그램을 다운로드합니다.

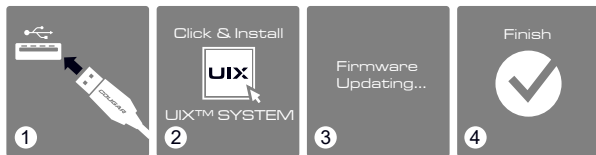
中文

1. 进入COUGAR官方网站 (<http://www.cougargaming.com>)
2. 进入DUALBLADER的下载页面 · 下载COUGAR UIX™ SYSTEM_DUALBLADER

19

20

INSTALLATION



1. Plug the USB connector of your COUGAR product into your computer's USB port and wait for the Operating System to finish installing the device driver. The system will notify you when this process has been completed and the device is ready to be used.
2. Click on the UIX installer and follow the on-screen instructions.
3. UIX™ will check your device's firmware version and automatically update it during the installation process.
4. The firmware update process might take several minutes, please be patient and do not disconnect the device or shut the computer down.

PACKAGE CONTENTS

COUGAR DUALBLADER Gaming Mouse
COUGAR Light Weight Palm Rest
COUGAR ULTRAFLEX Cable
User Manual

SYSTEM REQUIREMENTS

Windows 10

SPECIFICATIONS

Product name	DUALBLADER gaming mouse
Sensor	PMW3389 optical gaming sensor
Resolution	16000 DPI
Polling rate	2000Hz
Material	Aluminum / plastic
Software	COUGAR UIX™ System
Programmable buttons	12
Switching	60M gaming switches (Left / Right click)
Maximum tracking speed	IPS > 400
Maximum acceleration	50G
Interface	Detachable USB plug
Cable length	1.8m ULTRAFLEX
Dimensions	120(L) X 71(W) X 39(H) mm (Min.) 120(L) X 88(W) X 45(H) mm (Max.)
Weight	98-106g (without cable)

Specifications might vary depending on the country or region of sale.

GLOBAL WARRANTY POLICY

WARRANTY PERIODS OF COUGAR GAMING DEVICES

Product : COUGAR DUALBLADER gaming mouse
Warranty : 1 Year
This warranty gives you specific legal rights. You may also have other rights granted under local law. These rights may vary.

21

22

WARRANTY AGREEMENT

- If the product has defects in material or manufacture, COUGAR will provide product repair and replacement service within the warranty period.
- Our warranty service is based on the date of the invoice or warranty card (must be affixed with the store stamp). If you lose the aforementioned evidence, we will apply the original shipping date of the product as the beginning date of warranty period. The shipping date will be identified by the product serial number(S/N).

CONDITIONS WHERE FREE MAINTENANCE IS NOT PROVIDED

- Any fault or damage caused by natural disasters (including storm, fire, flood, thunder, earthquake, etc).
- Any fault or damage caused by accidental factors and man-made reasons (including hit, scrape, crash, moving, compression, stain, corrosion, use of incurred on unsuitable voltage, computer virus, riot, misuse, malicious damage, etc).
- Use in an improper operating environment (including high temperature, high humidity, water inflow, etc).
- Inability to provide the product warranty card, purchase receipt or invoice to prove the product is still within the warranty period and the shipping date of the product is out of warranty.
- The warranty card or product serial number has been altered or its number is hard to identify.
- The warranty period has expired.
- Any fault or damage caused by non-compliance with regulations stated on the user manual or improper, rough and careless treatment.
- Any fault or damage caused by use of parts not certified by COUGAR original manufacturer.
- The problem is caused by improper repair or adjustment by the buyer or any manufacturer without authorization from COUGAR.
- The product is not acquired from an authorized distributor of the company or is acquired from illicit sources.
- Paper carton, instruction and other accessories are not warranted.

DISCLAIMERS

- COUGAR does not authorize or endorse the user of COUGAR products as a part of, together with, or connected to, life support devices, medical equipment in general, military equipment, traffic or transportation-related equipment or disaster prevention systems.
- COUGAR is not liable for any damage, expense, loss, cost, injury or any other result derived from the use of COUGAR products not specifically for PC gaming in the compatible operative systems indicated by COUGAR.
- COUGAR is not liable for any damage, expense, loss, cost, injury or any other result due to use of COUGAR products not in strict accordance with the instructions provided by COUGAR in the instruction manual.
- Software, instruction manuals, consumables (for example mouse pads, mouse feet, etc.), boxes or other external packaging are not covered by the warranty.
- For inquiries about the warranty, please contact us at service@cougargaming.com

LEGAL NOTICES

This manual was created by Compucase Enterprise and may not be completely or partially copied, passed on, distributed or stored without written consent by Compucase Enterprise. COUGAR® is a registered brand of Compucase Enterprise Other product and company names mentioned in this documentation may be brands or trademarks of their respective owners. Compucase Enterprise reserves the right to make changes concerning the contents of the manual and the technical data of the product without previous announcement.



All other registered trademarks belong to their respective companies.

Tested to comply with FCC standards
FOR HOME OR OFFICE USE

ДАТА ИЗГОТОВЛЕНИЯ ПРОДУКЦИИ

год и месяц изготовления продукции указаны в серийном номере продукта.(существует 2 способа определения даты изготовления, оба способа описаны ниже)

А После S/N: первые две цифры означают год, вторые две – месяц изготовления.
Например, S/N: H1702000001 означает, что товар был произведен в феврале 2017 года.

В После S/N: если указаны буквы, то две буквы представляют цифры из таблицы ниже, и означают год, последующие две цифры – месяц изготовления.
Например, S/N: DAg02REV1000001 означает, что товар был произведен в феврале 2017 года.

A	B	C	D	E	F	G	H	I	J
1	2	3	4	5	6	7	8	9	0

• Например, AG = 17 = 2017 год

MANUFACTURER CONTACT

COUGAR USA Technical Service Tel: (833) 256-3778
Mail: rma@compucaseusa.com <https://cougargaming.com/support/contact/upload/>

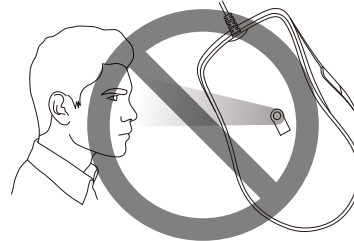
Compucase Enterprise Co.,Ltd.
No. 225, Lane 54, An Ho Road Sec. 2 Tainan, Taiwan, R.O.C Tel:+886-6-356-0606
Service E-Mail:service@cougargaming.com

Learn more at www.cougargaming.com
Made in China

Compucase Enterprise Co.,Ltd.
All rights reserved.

CAUTION

Please do not look directly into the optical beam!



تعليمات التركيب و الأمان:

- امسك الماوس بالشكل السليم مع عدم رفع الذراع.
- لا تنظر للإشعاع المنبعث من الأسفل بشكل مباشر.
- الترزم بالوضعية الصحيحة و المريحة عند الإمساك بالماوس.
- يجب التأكد من توصيل كافة التوصيلات بالشكل الصحيح.
- احفظ الجهاز بعيدا عن مصادر المياه و الرطوبة.
- افصل التيار الكهربائي فوراً في حالة الإشتباه بوجود التماس.
- تأكد بأن مصدر الطاقة لديك مناسب لما يحتاجه هذا الجهاز.