

ThinkPad® Safety, Warranty, and Setup Guide

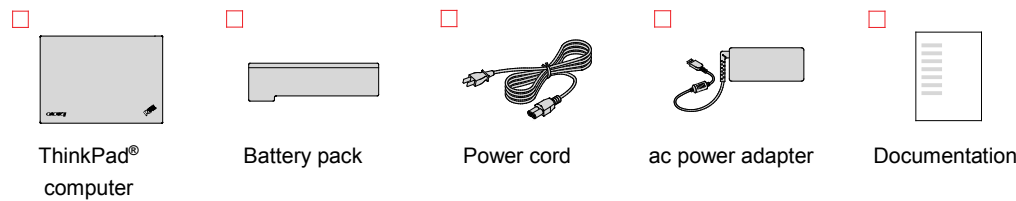
Brief user notices
ThinkPad X250
<http://www.lenovo.com/support>

Lenovo® electronic manuals... for a greener planet!

Refer to the electronic *User Guide* for detailed product information:
<http://www.lenovo.com/UserManuals>



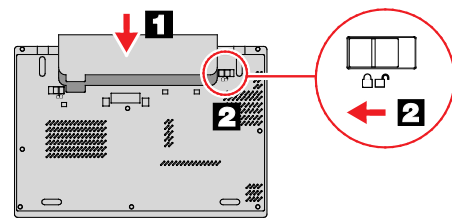
Unpack



Note: Recovery discs are not provided. Instead, everything needed for recovering factory-installed files and applications is provided in the Lenovo Recovery partition on your internal storage drive. You also can create recovery media as backups or replacement for the recovery partition. For details, see "Recovery overview" in the electronic *User Guide*.

Initial setup

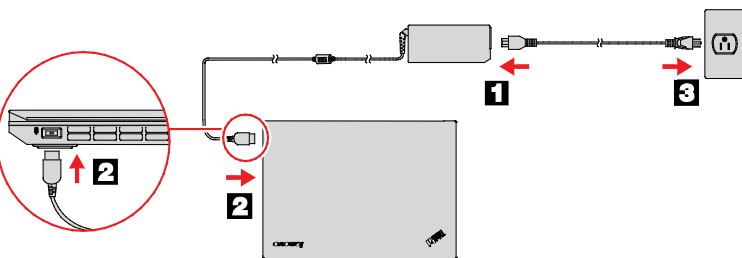
1. Install the battery pack.



This system supports only batteries specially designed for this specific system and manufactured by Lenovo or an authorized builder. The system does not support unauthorized batteries or batteries designed for other systems. If an unauthorized battery or a battery designed for another system is installed, the system will not charge.

Attention: Lenovo has no responsibility for the performance or safety of unauthorized batteries, and provides no warranties for failures or damage arising out of their use.

2. Connect to power. Ensure that all power cord connectors are securely and completely plugged into receptacles.



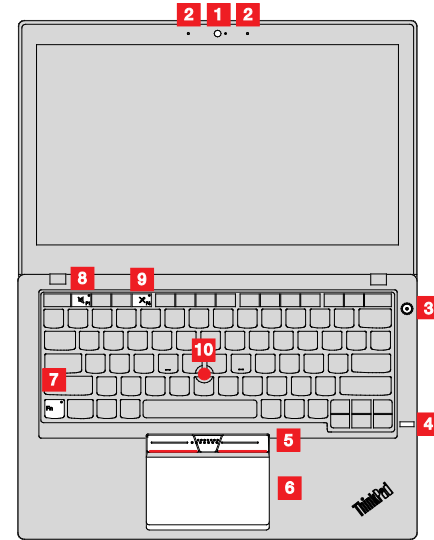
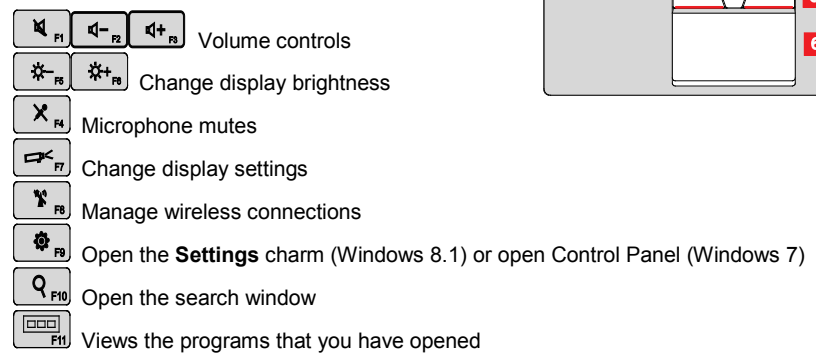
3. Press the power button to turn on the computer.

4. Configure the operating system following the on-screen instructions to complete the initial setup. This process takes several minutes.

Controls and indicators

- 1 Camera*
- 2 Microphones*
- 3 Power button
- 4 Fingerprint reader*
- 5 TrackPoint® buttons
- 6 ThinkPad trackpad
- 7 Fn key with the Fn Lock indicator
- 8 F1 key with the speaker mute indicator
- 9 F4 key with the microphone mute indicator
- 10 TrackPoint pointing stick

* On some models



Accessing your User Guide

Your User Guide contains detailed information about your computer. To access your User Guide, do the following:

Microsoft® Windows® 8.1 operating system:

1. Go to the Start screen.
2. Click the arrow icon in the bottom-left corner of the screen to go to the Apps screen. If you are using a touch screen, swipe up to go to the Apps screen.
3. Click or tap **Help and Support**. The Windows Help and Support window opens.
4. Click or tap **Lenovo User Guide**.

Windows 7:

1. From the Windows desktop, click **Start** and then click **Help and Support**. The Windows Help and Support window opens.
2. Click **Lenovo User Guide**.

Lenovo makes constant improvements to the User Guide of your computer. To ensure that you have the up-to-date information of your computer, downloading the latest User Guide from Lenovo Support Web site.

Downloading publications

Electronic versions of your computer publications are available from the Lenovo Support Web site. To download the publications for your computer, go to:
<http://www.lenovo.com/UserManuals>

Read this documentation before using your computer



This documentation provides critical safety and regulatory information for Lenovo computers.

Safety information



General battery notice

DANGER

Batteries supplied by Lenovo for use with your product have been tested for compatibility and should only be replaced with approved parts. A battery other than the one specified by Lenovo, or a disassembled or modified battery is not covered by the warranty.

Battery abuse or mishandling can cause overheating, liquid leakage, or an explosion. To avoid possible injury, do the following:

- Do not open, disassemble, or service any battery.
- Do not crush or puncture the battery.
- Do not short-circuit the battery, or expose it to water or other liquids.
- Keep the battery away from children.
- Keep the battery away from fire.

Stop using the battery if it is damaged, or if you notice any discharge or the buildup of foreign materials on the battery leads.

Store the rechargeable batteries or products containing the rechargeable batteries at room temperature, charged to approximately 30 to 50% of capacity. We recommend that the batteries be charged about once per year to prevent overdischarge.

Do not put the battery in trash that is disposed of in landfills.

When disposing of the battery, comply with local ordinances or regulations.

Notice for removable rechargeable battery

DANGER

Only recharge the battery strictly according to instructions included in the product documentation.

If the battery is incorrectly replaced, there is danger of an explosion. The battery contains a small amount of harmful substance.

Notice for built-in rechargeable battery

DANGER

Do not attempt to replace the built-in rechargeable battery. Replacement of the battery must be done by a Lenovo-authorized repair facility or technician.

Only recharge the battery strictly according to instructions included in the product documentation.

The Lenovo-authorized repair facilities or technicians recycle Lenovo batteries according to local laws and regulations.

Notice for non-rechargeable coin-cell battery

DANGER

Do not attempt to replace the non-rechargeable coin-cell battery. Replacement of the battery must be done by a Lenovo-authorized repair facility or technician.

The Lenovo-authorized repair facilities or technicians recycle Lenovo batteries according to local laws and regulations.

The following statement applies to users in the state of California, U.S.A.

California Perchlorate Information:

Products containing manganese dioxide lithium coin-cell batteries may contain perchlorate.

Perchlorate Material - special handling may apply. See www.dtsc.ca.gov/hazardouswaste/perchlorate

Plastic bag notice

DANGER

Plastic bags can be dangerous. Keep plastic bags away from babies and children to avoid danger of suffocation.

Polyvinyl Chloride (PVC) cable and cord notice

WARNING: Handling the cord on this product or cords associated with accessories sold with this product will expose you to lead, a chemical known to the State of California to cause cancer, and birth defects or other reproductive harm. **Wash hands after handling.**

Using headphones or earphones

CAUTION:

Excessive sound pressure from earphones and headphones can cause hearing loss. Adjustment of the equalizer to maximum increases the earphone and headphone output voltage and the sound pressure level. Therefore, to protect your hearing, adjust the equalizer to an appropriate level.

Excessive use of headphones or earphones for a long period of time at high volume can be dangerous if the output of the headphone or earphone connectors do not comply with specifications of EN 50332-2. The headphone output connector of your computer complies with EN 50332-2 Sub clause 7. This specification limits the computer's maximum wide band true RMS output voltage to 150 mV. To help protect against hearing loss, ensure that the headphones or earphones you use also comply with EN 50332-2 (Clause 7 Limits)

or a wide band characteristic voltage of 75 mV. Using headphones that do not comply with EN 50332-2 can be dangerous due to excessive sound pressure levels.

If your Lenovo computer came with headphones or earphones in the package, as a set, the combination of the headphones or earphones and the computer already complies with the specifications of EN 50332-1. If different headphones or earphones are used, ensure that they comply with EN 50332-1 (Clause 6.5 Limitation Values). Using headphones that do not comply with EN 50332-1 can be dangerous due to excessive sound pressure levels.

Regulatory information

Computer models equipped with wireless communications comply with the radio frequency and safety standards of any country or region in which it has been approved for wireless use.

Ensure that you read the *Regulatory Notice* for your country or region before using the wireless devices contained in your computer. To obtain a PDF version of the *Regulatory Notice*, see "Downloading publications" in this document.

Brazil regulatory notice

Ouvir sons com mais de 85 decibéis por longos períodos pode provocar danos ao sistema auditivo.

Mexico regulatory notice

Advertencia: En Mexico la operación de este equipo está sujeta a las siguientes dos condiciones: (1) es posible que este equipo o dispositivo no cause interferencia perjudicial y (2) este equipo o dispositivo debe aceptar cualquier interferencia, incluyendo la que pueda causar su operación no deseada.

Service, support, and warranty information

The following information describes the technical support that is available for your product during the warranty period and throughout the life of your product. Online technical support is available during the lifetime of a product at <http://www.lenovo.com/support>

If you purchased Lenovo services, refer to the following terms and conditions for detailed information:

- For **Lenovo Warranty Service Upgrades or Extensions**, go to: <http://support.lenovo.com/lwsu>
- For **Lenovo Accidental Damage Protection Services**, go to: <http://support.lenovo.com/ladps>

Warranty Information

Lenovo provides a warranty period for your computer. To check the warranty status of your computer, go to <http://www.lenovo.com/warranty-status>, and then follow the instructions on the screen.

Your computer is covered by the terms of the Lenovo Limited Warranty (LLW), version L505-0010-02 08/2011. The LLW is displayed on your computer during the initial setup. After the initial setup has been completed, you can view the warranty information from your computer by doing the following:

1. Go to the Start screen.
2. Swipe up to go to the Apps screen.
3. Tap **Warranty information**.

Customer Replaceable Units

Customer Replaceable Units (CRUs) are parts that can be upgraded or replaced by the customer. To view the instructions on replacing the CRUs, see the respective section in the *User Guide*. See "Accessing your *User Guide*" for additional information.

Your computer has the following CRUs:

Self-service CRUs:

- ac power adapter and power cord
- Removable battery
- Bottom cover
- Internal storage drive

- Memory module
- Wireless LAN card
- Wireless WAN card*

Optional service CRUs:

- DC-in cable
- Internal storage drive cable

* Available on some models

Worldwide telephone technical support

This section lists Lenovo Support telephone numbers. If you cannot find the support telephone number for your country or region, contact your Lenovo reseller or Lenovo marketing representative.

Before contacting a Lenovo technical support representative, have the following information available: model and serial number, the exact wording of any error message, and a description of the problem.

Important: Telephone numbers are subject to change without notice. The most up-to-date telephone list for the Customer Support Center is always available at:
<http://www.lenovo.com/support/phone>

Country or region	Telephone number
Africa	South Africa: 0800110756 (English, Afrikaans) Central Africa: Contact the nearest Lenovo Business Partner
Algeria	+33 6 7348 1739 (French, English)
Argentina	0800-866-0011 (Spanish)
Australia	1800 041 267 (English)
Austria	01-24592-5901 (German)
Bahrain	Kanoo IT: 00 973 1771 1722 Bahrain Business Machine LLC: 00 973 1758 4302
Belgium	+32 (0)2 339 3611 (Warranty service and support) (Dutch, French)
Bolivia	0800-10-0189 (Spanish)
Brazil	Calls made from within the Sao Paulo region: (11) 3889-8986 Calls made from outside the Sao Paulo region: 0800-701-4815 (Brazilian Portuguese)
Brunei	Dial 800-1111, then dial 866-273-5446 (English and Bahasa Melayu)
Canada	1-800-565-3344 (English, French)
Caribbean (Bermuda, Jamaica, Tortola)	1-800 426 7378 (English)
Chile	800-361-213 (Spanish)
China	Technical Support Line 800-990-8888, 86-10-58851110 (Mandarin)
Colombia	1-800-912-3021 (Spanish)
Costa Rica	0-800-011-1029 (Spanish)
Croatia	0800-0426, +385 1 6110095 (calls out side of Croatia)
Cyprus	80092537 (Greek)
Czech Republic	800-353-637
Denmark	4520-8200 7010-5150 (Warranty service and support) (Danish)
Dominican Republic	1-866-434-2080 (Spanish)
Ecuador	1-800-426911 OPCION 4 (Spanish)
Egypt	800-000-418 (Toll free) 002-02-2594-8500 (Standard charges apply) (English, Arabic)
El Salvador	800-6264 (Spanish)
Estonia	+372 66 00 800, +372 6776793
Finland	09-459-6960 358-800-1-4260 (Warranty service and support)

Reduce | Reuse | Recycle



First Edition (February 2015)

© Copyright Lenovo 2015.

LIMITED AND RESTRICTED RIGHTS NOTICE: If data or software is delivered pursuant to a General Services Administration "GSA" contract, use, reproduction, or disclosure is subject to restrictions set forth in Contract No. GS-35F-05925.

Country or region	Telephone number
	support) (Finnish)
France	Hardware: 0810-631-213 (Warranty service and support) (French)
Germany	0800-5004618 (Gebührenfrei) (Garanlieservice und Support)
Greece	Contact the nearest Lenovo Business Partner (Greek)
Guatemala	1800-624-0051 (Spanish)
Honduras	Tegucigalpa: 232-4222 San Pedro Sula: 552-2234 (Spanish)
Hong Kong	(852) 3071-3561 (Cantonese, English, Mandarin)
Hungary	+36 1 3825716 +36 1 3825720 (English, Hungarian)
India	1800 3000 THINK (1800 3000 8465) (Reliance) 1800-419-4666 (Tata) Email: Commercialts@lenovo.com (English and Hindi)
Indonesia	001-803-442-425 (English, Bahasa Indonesia)
Ireland	01-881-1444 (Warranty service and support) (English)
Israel	Givat Shmuel Service Center: +972-3-531-3900 (Hebrew and English)
Italy	39-800-820094 (Warranty service and support) (Italian)
Jamaica	1-800 426 7378 (English)
Japan	0120-000-817 (Japanese, English)
Jordan	Jordan Business Systems: 00 962 6 5000999 (ext. 713/127) General Computer & Electronic (GCE): 00 962 6 551 3879 (English, Arabic)
Kazakhstan	+77-273-231-427 (Standard Charges Apply) (Russian, English)
Korea	080-513-0880 (Toll free) (Korean)
Kuwait	Easa Hussain Al Youssifi: 00 965 2244 5280 AM, KHORAFI: 00 965 2200 1100 1127 Khorafi Business Machines (KBM): 00 965 2259 4611 Diyar United Company: 00 965 4378 383 Redington Kuwait: 00 965 2433 3203, 25456250 / 25456251
Latvia	+371 7070360
Lebanon	Quantech: 00 961 1999 500 Computer Business Machine (CBM): 00 961 1680 180 El Haceb S.A.L.: 00 961 1771 300
Lithuania	+370 5 278 66 00
Libya	+33 6 7348 1739 (French, English)
Luxembourg	+352 360 385 222 (French)
Macau	0800-807 / (852) 3071-3559 (Cantonese, English, Mandarin)
Macedonia	1800-88-0013 (English, Bahasa Melayu)
Malaysia	1800-88-0013 (English, Bahasa Melayu)
Malta	+35621445566
Mexico	001-866-434-2080 (Spanish)
Middle East	+44 (0)1475-555-055
Morocco	+212 5 22 509035 +212 5 22 509017 (Arabic)
Netherlands	+31 (0)20 513 3939 (Dutch)
New Zealand	0508 770 506 (English)
Nicaragua	001-800-220-1830 (Spanish)
Norway	8152-1550 (Warranty service and support) (Norwegian)
Oman	Khimji Ramdas Computer Communication Systems: 00 968 2469 6255 Overseas Business Machines (OBM): 00 968 2460 1072, 2460 5018 Gulf Business Machines Services (GBMS): 00 968 2455 9831
Pakistan	International Office Products (pvt) Ltd.: 00 92 212 422 569, 00 92 213 241 2023 Selling Business Systems: 00 92 21 568 9823
Panama	206-6047 001-866-434-2080 (Lenovo Customer Support Center - Toll free) (Spanish)
Paraguay	009-800-52-10026 (Spanish)
Peru	0-800-50-866 OPCION 2 (Spanish)
Philippines	180089086454 (GLOBE subscribers) 180014410719 (PLDT sbscribers) (Tagalog, English)

Country or region	Telephone number
Poland	+48 22 760 7300 (Polish)
Portugal	+351 21 892 7046 (Portuguese)
Qatar	Al Mana Computer Services: 00 974 4489 966 (ext. 1992) Qatar Computer Services W.L.L: 00 974 4441 212
Romania	+4-021-224-4015
Russia	8-800-555-0317 (Toll free number) (Russian, English)
Saudi Arabia	800 85 000 52 (Standard Charges Apply) (English, Arabic)
Singapore	1-800-818-5219 (English, Mandarin, Bahasa Malaysia)
Slovakia	+421-2-4974-8888
Slovenia	+386-1-200-50-60 (Slovenian)
Spain	+34 91-714-7983 (Spanish)
Sri Lanka	+9411 2493547, +9411 2493548 (English)
Sweden	08-477-4420 077-117-1040 (Warranty service and support) (Swedish)
Switzerland	0800-55-54-54 (Warranty service and support) (German, French, Italian)
Taiwan	0800-000-702 (Mandarin)
Thailand	001 800 4415 734 (Thai, English)
Turkey	0212 336 03 66 00800 448 825 165 (Turkce) (Turkish)
Ukraine	044 362 42 81 (Standard Charges Apply) (Ukrainian, Russian, English)
United Arab Emirates	800 035702810 (Standard Charges Apply) (English, Arabic)
United Kingdom	08705-500-900 (Standard warranty support) (English)
United States	1-800-426-7378 (English)
Uruguay	000-411-005-6649 (Spanish)
Venezuela	0-800-100-2011 (Spanish)
Vietnam	120-11072 (Toll Free) + (84) 8 3521 8000 (Standard Charges Apply) (Vietnamese, English)
Yemen	Al Khirbash and Agencies: 00 967 1209 8278 Yemen Business Machines (YBM): 00-967 3 213324 00-967 3 214655 00-967 3 213909

Lenovo product service information for Taiwan

台灣 Lenovo 產品服務資訊如下：
荷蘭商聯想股份有限公司台灣分公司
台北市內湖區堤頂大道二段89號5樓
服務電話：0800-000-702

Electronic emission notices

This device has been tested and found to comply with the limits for a Class B digital device. The *User Guide* for this product provides the complete Class B compliance statements that are applicable for this device. See "Accessing your *User Guide*" for additional information.

Korean Class B compliance statement

B급 기기 (가정용 방송통신기자재)
이 기기는 가정용 (B급) 전자파적합기기로서 주로 가정에서 사용하는 것을 목적으로 하며, 모든 지역에서 사용할 수 있습니다.

European Union conformity

EU contact: Lenovo, Einsteinova 21, 851 01 Bratislava, Slovakia



Radio and Telecommunications Terminal Equipment Directive

This product is in compliance with the essential requirements and other relevant provisions of the Radio and Telecommunications Terminal Equipment Directive, 1999/5/EC. The Declaration of Conformity information is located in the *Regulatory Notice*, which you can download from the Lenovo Support Web site. See "Downloading publications" for additional information.

Recycling and environmental information

Lenovo encourages owners of information technology (IT) equipment to responsibly recycle their equipment when it is no longer needed. Lenovo offers a variety of programs and services to assist equipment owners in recycling their IT products. For

information on recycling Lenovo products, go to:
<http://www.lenovo.com/recycling>

Important WEEE information

	Electrical and electronic equipment marked with the symbol of a crossed-out wheeled bin may not be disposed as unsorted municipal waste. Waste of electrical and electronic equipment (WEEE) shall be treated separately using the collection framework available to customers for the return, recycling, and treatment of WEEE.
	Country-specific information is available at: http://www.lenovo.com/recycling

Recycling information for Japan

日本でのリサイクルまたは廃棄についての詳細は、Web サイト <http://www.lenovo.com/recycling/japan> を参照してください。

Recycling information for China

《废弃电器电子产品回收处理管理条例》提示性说明
联想鼓励拥有联想品牌产品的用户当不再需要此类产品时，遵守国家废弃电器电子产品回收处理相关法律法规，将其交给当地具有国家认可的回收处理资质的厂商进行回收处理。更多回收服务信息，请点击进入 <http://support.lenovo.com.cn/activity/551.htm>。

Additional recycling statements

Additional information about recycling computer components and batteries is in your *User Guide*. See "Accessing your *User Guide*" for details.

Restriction of Hazardous Substances Directive (RoHS)

European Union RoHS

Lenovo products sold in the European Union, on or after 3 January 2013 meet the requirements of Directive 2011/65/EU on the restriction of the use of certain hazardous substances in electrical and electronic equipment ("RoHS recast" or "RoHS 2").

For more information about Lenovo progress on RoHS, go to:
http://www.lenovo.com/social_responsibility/us/en/RoHS_Communication.pdf

China RoHS

The information in the following table is applicable for products manufactured on or after January 1, 2015 for sale in the People's Republic of China.

产品中有害物质的名称及含量

部件名称	铅 (Pb)	汞 (Hg)	镉 (Cd)	六价铬 (Cr (VI))	多溴联苯 (PBB)	多溴二苯醚 (PBDE)
印刷电路板组件	X	0	0	0	0	0
硬盘	X	0	0	0	0	0
光驱	X	0	0	0	0	0
LCD面板 (冷阴极荧光灯背光源)	X	0	0	0	0	0
LCD面板 (LED背光源)	X	0	0	0	0	0
键盘	X	0	0	0	0	0
内存	X	0	0	0	0	0
电池	X	0	0	0	0	0
电源适配器	X	0	0	0	0	0
底壳、顶盖和扬声器	X	0	0	0	0	0

注：
本表依据SJ/T 11364的规定编制。
O：表示该有害物质在该部件所有均质材料中的含量均在GB/T 26572标准规定的限量要求以下。
X：表示该有害物质至少在该部件的某一均质材料中的含量超出GB/T 26572标准规定的限量要求。标记“X”的部件，皆因全球技术发展水平限制而无法实现有害物质的替代。印刷电路板组件包括印刷电路板（PCB）及其组件、集成电路（IC）和连接器。某些型号的产品可能不包含上表中的某些部件，请以实际购买机型为准。

图示：
在中华人民共和国境内销售的电子信息产品上将印有“环保使用期限”（EUP）符号。圆圈中的数字代表产品的正常环保使用期限。

Turkish RoHS

The Lenovo product meets the requirements of the Republic of Turkey Directive on the Restriction of the Use of Certain Hazardous Substances in Electrical and Electronic Equipment (EEE).

Türkiye EEE Yönetmeliğine Uygunluk Beyanı

Bu Lenovo ürünü, T.C. Çevre ve Orman Bakanlığı'nın "Elektrik ve Elektronik Eşyalarında Bazı Zararlı Maddelerin Kullanımının Sınırlanmasında Dair Yönetmelik (EEE)" direktiflerine uygundur.

EEE Yönetmeliğine Uyğundur.

Ukraine RoHS

Цим підтверджуємо, що продукція Леново відповідає вимогам нормативних актів України, які обмежують вміст небезпечних речовин

India RoHS

RoHS compliant as per E-Waste (Management & Handling) Rules, 2011.

Eurasian compliance mark



California BC mark



ENERGY STAR

	Select models conform to ENERGY STAR® requirements. Additional ENERGY STAR information is in your <i>User Guide</i> . See "Accessing your <i>User Guide</i> ."
--	--

Legal notices

Lenovo, For Those Who Do., the Lenovo logo, the ThinkPad logo, ThinkPad, and TrackPoint are trademarks of Lenovo in the United States, other countries, or both.

Microsoft and Windows are trademarks of the Microsoft group of companies.

Other company, product, or service names may be trademarks or service marks of others.